

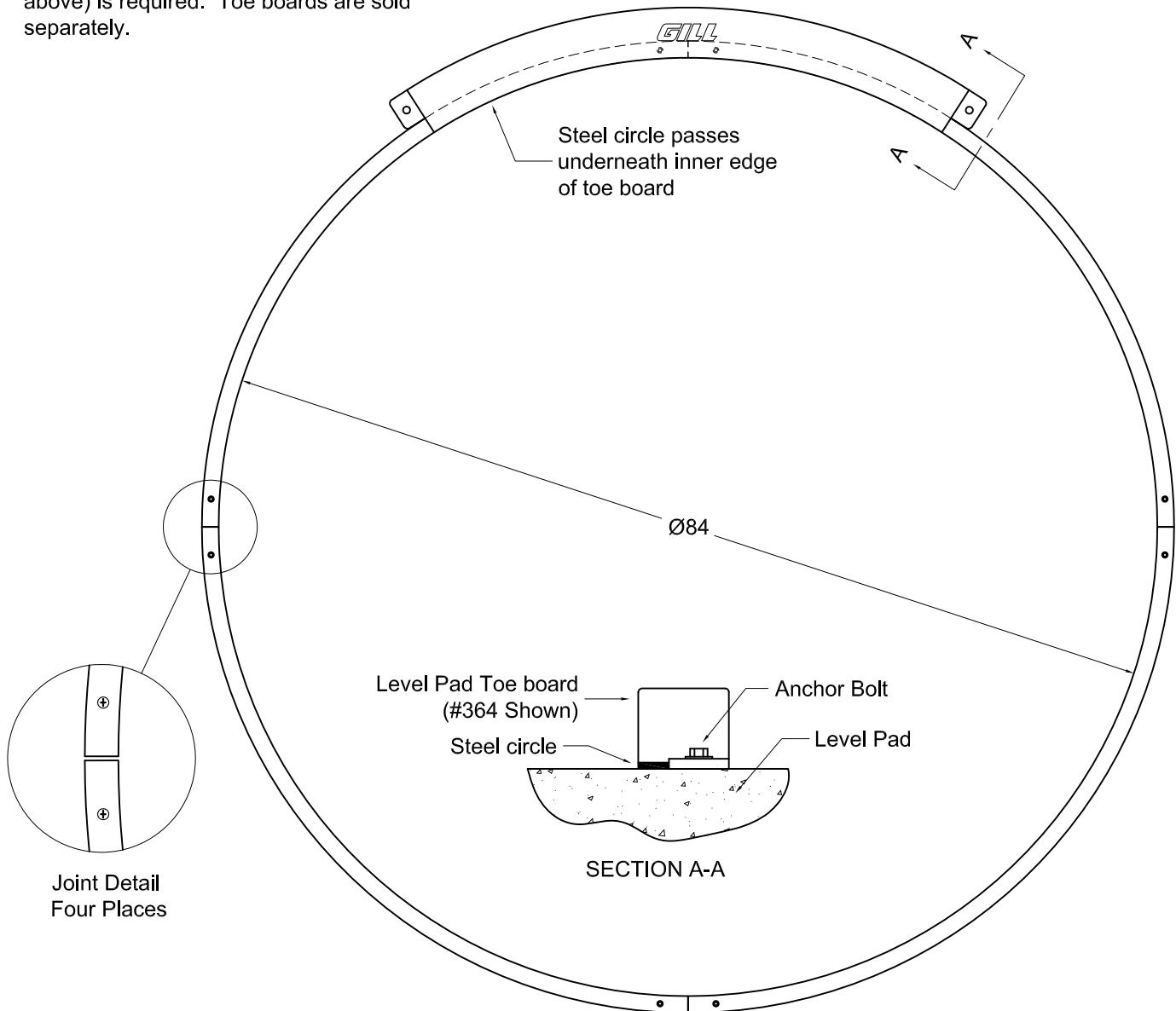


www.gillathletics.com  
800-637-3090

## 373 - STEEL SHOT CIRCLE SPECIFICATIONS

The 373 Steel Shot Circle consists of four flat segments that are installed end to end to form a 7 ft. circle. Each segment is roll bent out of 1/4" x 1 1/2" steel strip to a radius of 42". This product is designed to be bolted to the surface of a new or existing level pad. Mounting holes are drilled at the ends of each segment for 1/4" anchors. Additional mounting holes may be required. Flat head anchors are provided and mounting holes are counter sunk to fit the heads. This circle is compliant with NFSHSA specifications for high schools.

NOTE: When used as a shot circle, a Gill 359 Synthetic Toe board, a Gill 360 Wood Toe board, or a Gill 364 Aluminum Toe board (shown above) is required. Toe boards are sold separately.



NOTICE: All installations should be conducted by experienced contractors and in accord with all applicable codes, laws and regulations. Suggested instructions herein are illustrative only and should be adapted to suit local requirements. Gill Athletics is not responsible for the manner in which these products are installed.

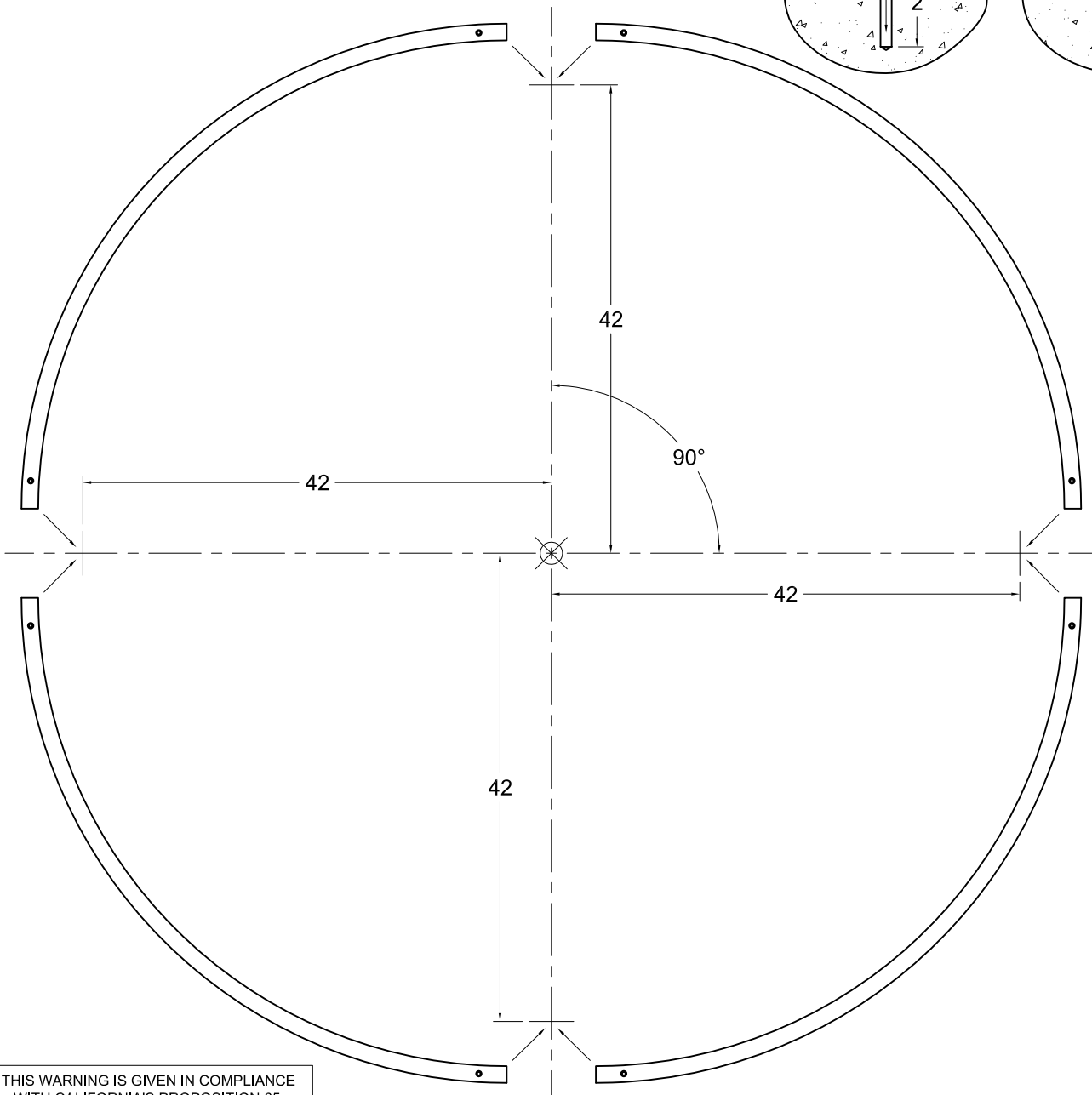
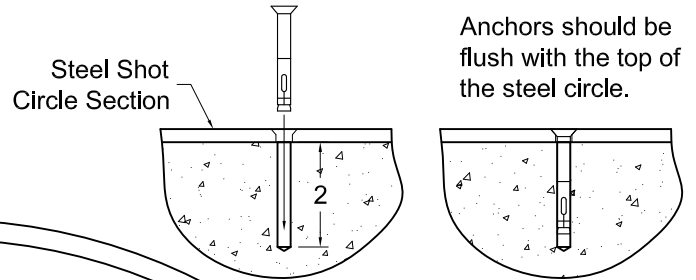


www.gillathletics.com  
800-637-3090

## 373 - STEEL SHOT CIRCLE INSTRUCTIONS

Locate the center of the shot circle on the concrete pad. Lay out two chalk lines perpendicular to each other thru the center of the circle. It is recommended that one of these lines be aligned with the centerline of the landing sector. Measure out 42" from the center in four directions and make a mark. Lay out the steel shot circle section so that the ends are 42" from the center of the circle. There may be a small gap between sections. Use the holes in the steel circle sections to mark the position of anchors.

At the marked locations, use a  $\frac{1}{4}$ " concrete drill bit and drill a 2" deep hole. Remove any debris. Lay the steel circle sections back in place. Tap the anchors (M2891) into place, thru the steel circle section and into the hole in the concrete. Turn the fastener clockwise until tight.



THIS WARNING IS GIVEN IN COMPLIANCE WITH CALIFORNIA'S PROPOSITION 65:

**WARNING**

This product contains chemicals known to the State of California to cause cancer, birth defects or other reproductive harm.

suggestions@gillathletics.com

Copyright ©2009 by Gill Athletics. All rights reserved.

GILL ATH  
05/05/09  
373\_inst